



Midwest Prospect's Sioux Falls

Results

2/10/2024

Rylee Hams

30 Yard Dash Times

3.94, 4.07

IF Velocity

79-81, 84mph

OF Velocity

-

1B - Velocity

-

C - Velocity

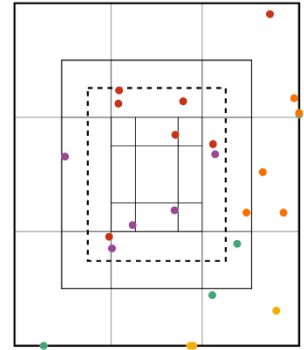
-

C- Pop Times

-

DATA

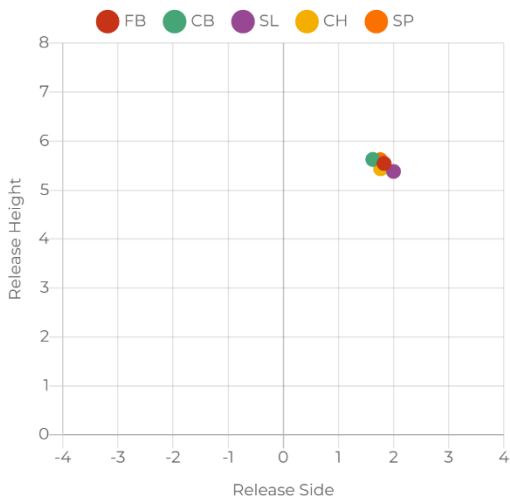
Pitch Type	Velo	Max. Velo	RPM	Max. RPM	V-Break	H-Break	Spin Eff.	Gyro Degree	Spin Dir.	Strike %	R. Angle	H. Angle	R. Height	R. Side
FB	81.9	82.6	1,744	1,886	11.6	12.3	87.1	29	01:30	85.7%	-0.2	-3.0	5.5	1.8
CB	66.3	66.9	1,761	1,805	-14.0	-9.4	77.2	40	06:47	0.0%	2.0	-0.4	5.6	1.6
SL	69.0	69.9	1,792	1,855	-5.7	-12.4	52.1	59	07:56	80.0%	2.1	-1.3	5.4	2.0
CH	74.1	75.2	1,221	1,442	9.3	15.3	90.5	24	01:47	0.0%	-1.1	-2.6	5.4	1.8
SP	79.3	81.3	1,744	1,884	12.8	17.7	89.3	26	01:23	0.0%	-0.3	-2.0	5.6	1.8



PITCH TYPE %



RELEASE AVERAGES



BREAK PLOT



DATA

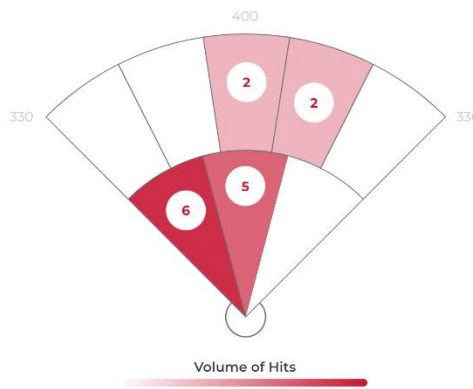
	Avg	Max	Hard Hit Avg	Batting Avg.	0.533
Exit Velocity	78.8	91.8	86.0	xwOBA	0.488
Launch Angle	-4.0	26.8	2.4	Slugging	0.533
Direction	9.5°L	44.6°L	6°L	Hard Hit %	60%
Distance	69	238	113	Bombs %	0%
Spin Rate	1,862	3,524	1,467	Ropes %	20%

EXIT VELOCITY BY ZONE

	79.9 (2/14)	85.4 (4/14)
	73.7 (2/14)	76.7 (3/14)
	87.5 (1/14)	88.8 (1/14)
		61.5 (1/14)

Volume of Hits

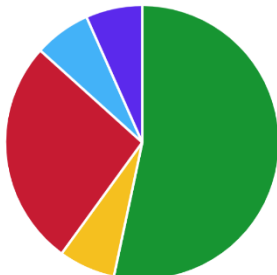
HIT VOLUME



Zone	Pull	Middle	Oppo
Volume of Hits	6/15	8/15	1/15
Avg. LA	-19.0	2.0	27.0
Avg. EV	72.0	86.0	65.0
Avg. Spin	2,272	1,523	2,119
Avg. Distance	23	115	186

HIT CLASSIFICATION

- Dribbler
- Ground Ball
- Low Line Drive
- High Line Drive
- Fly Ball



HIT OUTCOMES

- Single
- Field Out

